

Setting up Turnitin.com on Canvas Assignments

Click “+Assignment”

English 9 > Assignments

Summer School 2017

Search for Assignment

+ Group + Assignment

Home

Modules

Assignments

ReadTheory

Powerschool

▸ Welcome

▸ Unit 1

Type in assignment details

The screenshot shows a web application interface for creating an assignment. The top navigation bar includes the logo for Bishop Chadard High School, a hamburger menu icon, and the breadcrumb path: English 9 > Assignments > Create new >. Below the navigation bar is a sidebar with icons and labels for: Home, Modules, Assignments (highlighted in blue), ReadTheory, Powerschool, Grades, Syllabus, Announcements, Outcomes, Discussions, Pages, Files, and People. The main content area has a sub-header with 'Details' and 'Mastery Paths' tabs, and a 'Not Published' status indicator with a settings gear icon. Below this is a text input field labeled 'Assignment Name'. A rich text editor toolbar is visible, featuring icons for bold, italic, underline, text color, background color, strikethrough, bulleted list, numbered list, link, unlink, insert image, insert video, insert link, unlink, font size (set to 12pt), and paragraph style (set to Paragraph). The text editor area is currently empty.

English 9 > Assignments > Create new >

Summer School 2017

Details Mastery Paths

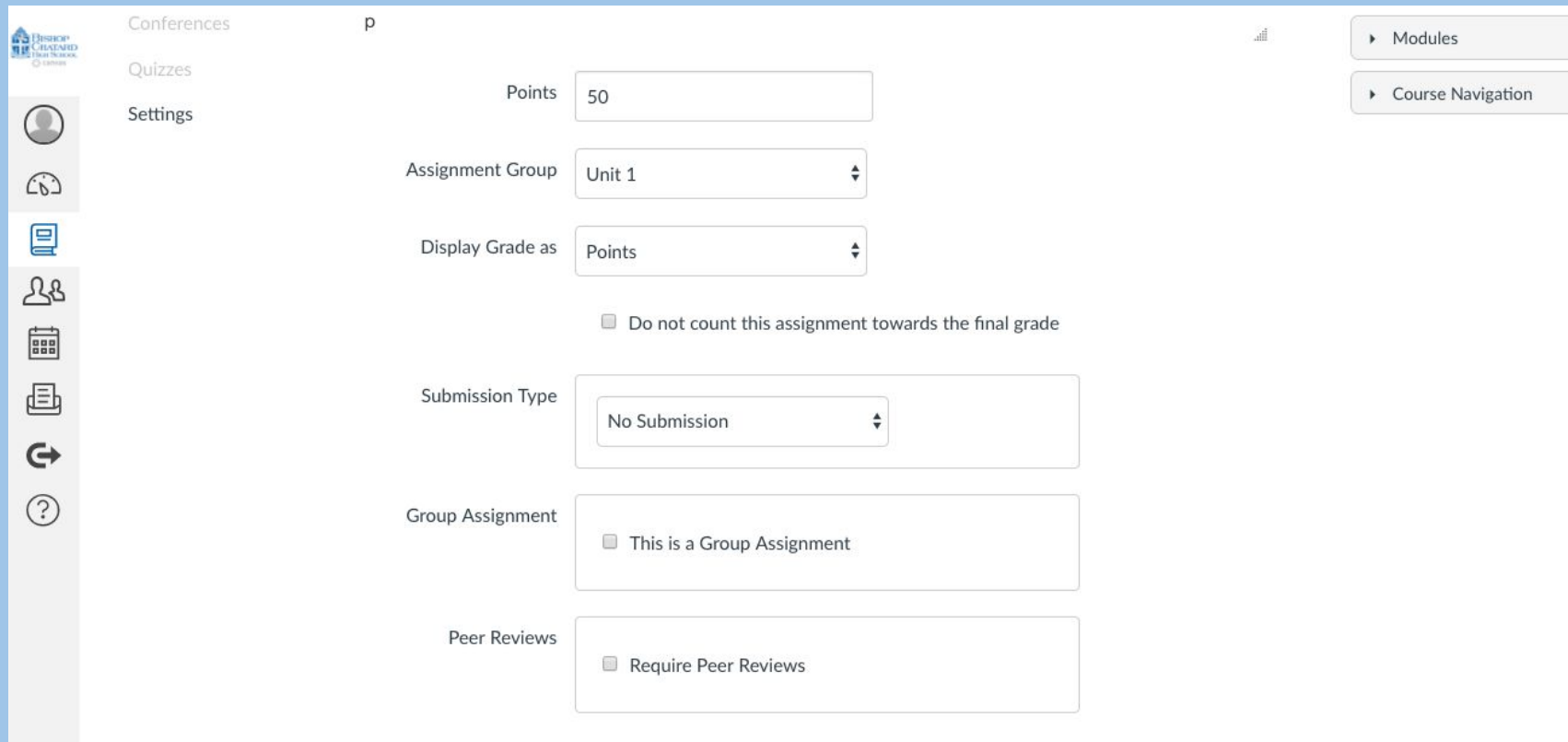
Not Published

Assignment Name

HTML Editor

B *I* U A A *I*_x 12pt Paragraph

Set points, unit, etc.

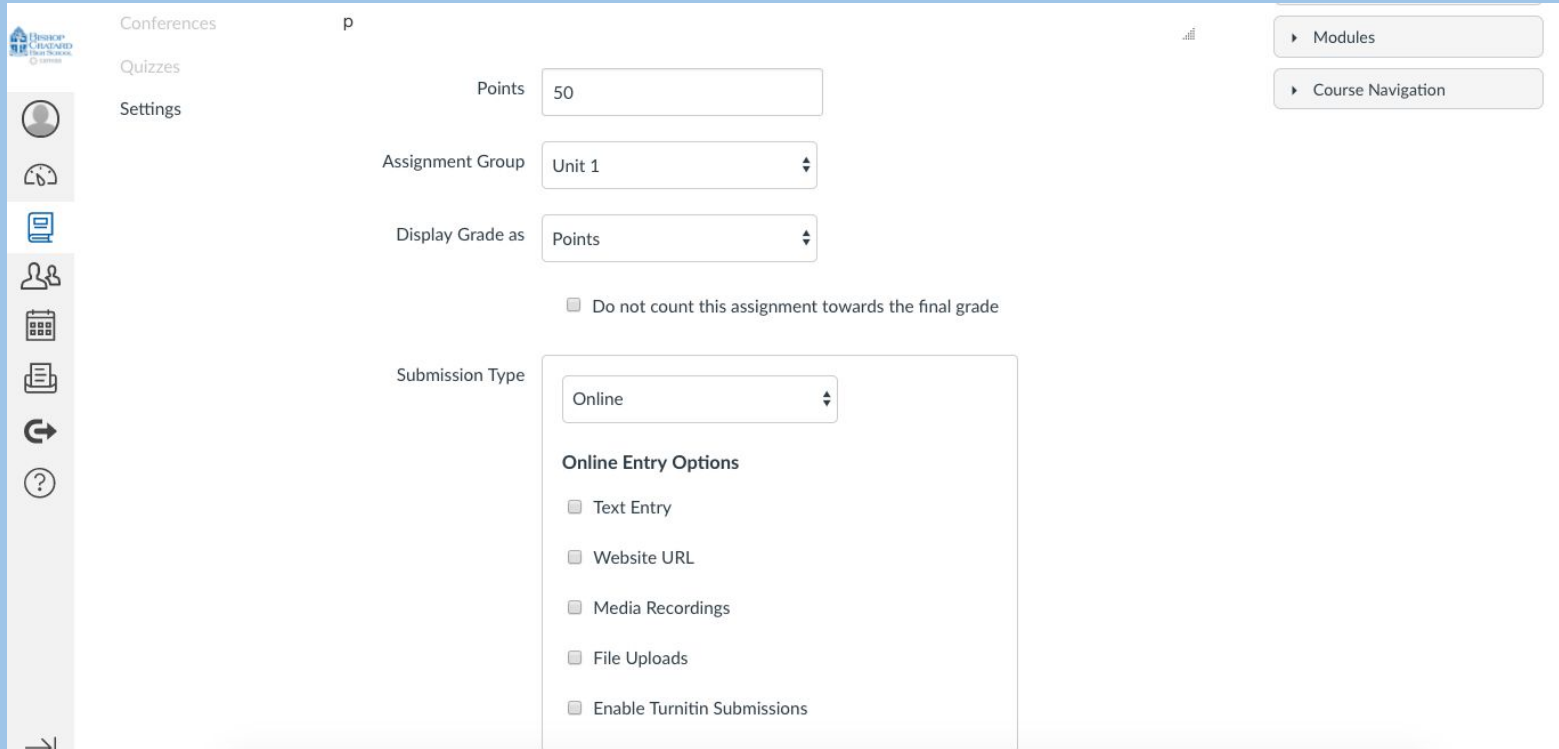


The screenshot displays a course management interface. On the left is a vertical navigation menu with icons for user profile, clock, document, group of people, calendar, printer, refresh, and help. The main content area is titled 'Conferences' and 'p'. Below this, there are sections for 'Quizzes' and 'Settings'. The 'Settings' section contains several configuration options:

- Points:** A text input field containing the value '50'.
- Assignment Group:** A dropdown menu currently showing 'Unit 1'.
- Display Grade as:** A dropdown menu currently showing 'Points'.
- Do not count this assignment towards the final grade**
- Submission Type:** A dropdown menu currently showing 'No Submission'.
- Group Assignment:** A section containing **This is a Group Assignment**.
- Peer Reviews:** A section containing **Require Peer Reviews**.

On the right side of the interface, there are two expandable menu items: 'Modules' and 'Course Navigation'.

Click on the submission type drop down menu and select “Online”



The screenshot displays a course management interface with a sidebar on the left containing navigation icons for Conferences, Quizzes, Settings, and other course elements. The main content area shows the configuration for an assignment. The 'Points' field is set to 50, the 'Assignment Group' is 'Unit 1', and the 'Display Grade as' is 'Points'. A checkbox for 'Do not count this assignment towards the final grade' is present and unchecked. The 'Submission Type' dropdown menu is open, showing 'Online' as the selected option. Below the dropdown, the 'Online Entry Options' section includes checkboxes for 'Text Entry', 'Website URL', 'Media Recordings', 'File Uploads', and 'Enable Turnitin Submissions', all of which are currently unchecked. On the right side of the interface, there are two expandable menu items: 'Modules' and 'Course Navigation'.

Conferences p

Quizzes

Settings

Points 50

Assignment Group Unit 1

Display Grade as Points

Do not count this assignment towards the final grade

Submission Type

Online

Online Entry Options

Text Entry

Website URL

Media Recordings

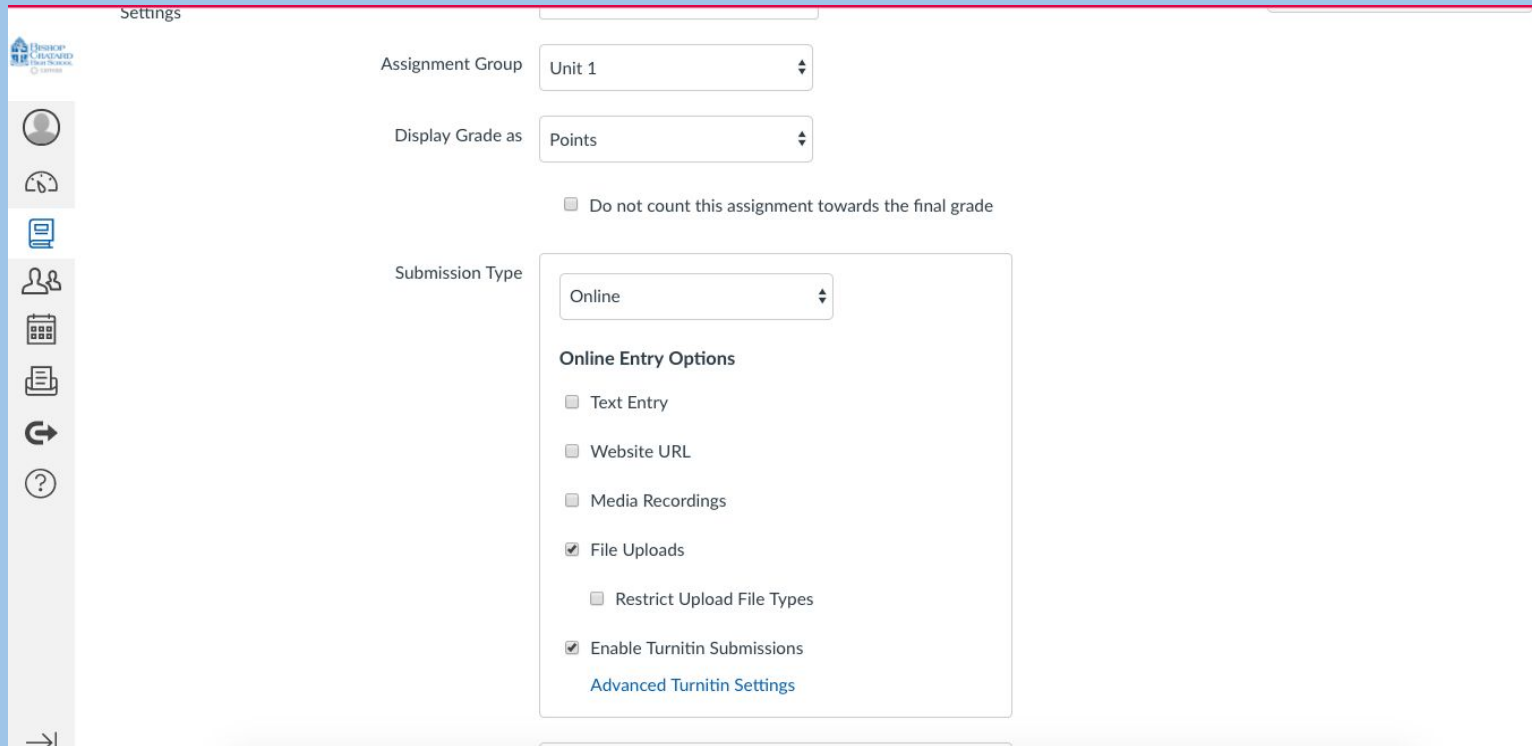
File Uploads

Enable Turnitin Submissions

Modules

Course Navigation

Check “File Upload” and/or “Text Entry” and “Enable Turnitin Submissions”



The screenshot displays the 'Settings' page for an assignment group in Canvas LMS. The page is titled 'Settings' at the top left. On the left side, there is a vertical navigation menu with icons for Home, Dashboard, Assignments, Users, Calendar, Files, and Help. The main content area shows the following settings:

- Assignment Group:** Unit 1
- Display Grade as:** Points
- Do not count this assignment towards the final grade
- Submission Type:** Online

Under the 'Submission Type' section, there are 'Online Entry Options' with the following settings:

- Text Entry
- Website URL
- Media Recordings
- File Uploads
 - Restrict Upload File Types
- Enable Turnitin Submissions
 - [Advanced Turnitin Settings](#)

Assign to students, set due date, and click “Save”

Peer Reviews

Require Peer Reviews

Moderated Grading

Allow a moderator to review multiple independent grades for selected submissions

Assign

Assign to

Everyone X

Due

Available from **Until**

+ Add

Notify users that this content has changed

Cancel Save & Publish Save